

Match Up Cards

Print up 2 sets of the cards onto white card stock.

Cut out. Turn the cards over and have children use them as a memory match up game.

The cards can also be used as a file folder game.

Print out 2 copies on white card stock. Using clear contact paper or self-laminating sheets, attach 1 full sheet to the inside - right side of a file folder.

Cut the other sheet into cards and use to match to the pictures inside.

If you use as a file folder game, following sheet is a graphic and game description below for the front of the file folder game.

Additional idea: have older children match the word cards to the picture inside. Children can also practice writing the words on paper or dry eraser board.



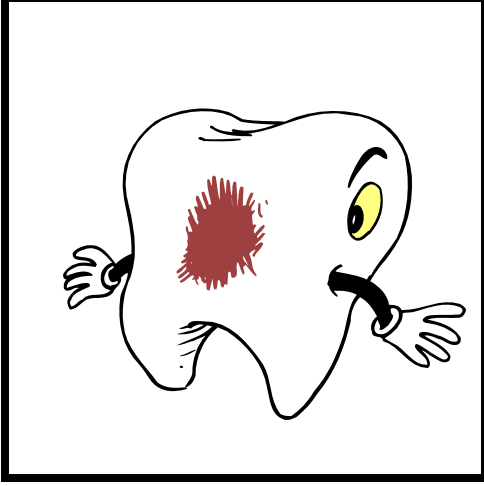
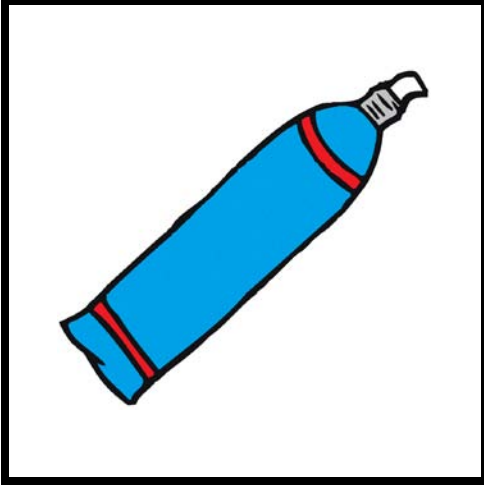
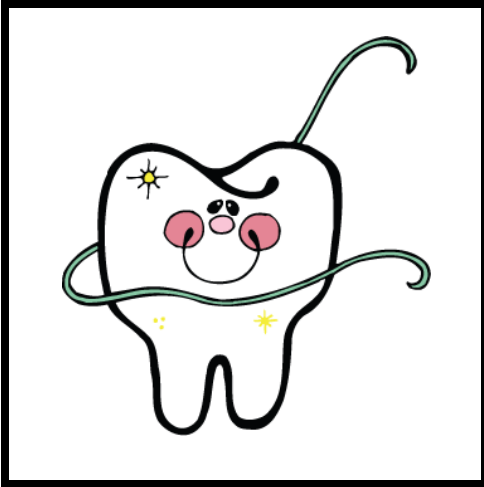
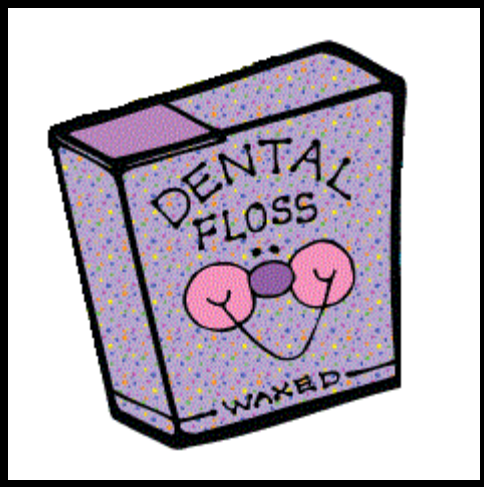
Match the Pictures and Words

Match the dental pictures to the pictures inside.

1 - 2 - 3 Learn Curriculum

DENTAL HEALTH





milk

floss

tooth

mouth
wash

tooth
brush

tooth
paste

dentist

x-ray

cavity

candy

mirror

apple