


Vocabulary Words and Picture Cards

Directions are on the cards. Here are some additional ideas:

- Print up 2 copies, trim and use as a memory game.
- Use cards in your writing center. Let children practice writing the words on a dry eraser board or paper.

Vocabulary Words and Picture Cards

Copy the vocabulary words onto white card stock. Color - Cut out the pictures on the black lines. Laminate for durability. Use for matching, writing, spelling or oral language activities.



dental floss


1 - 2 - 3 Learn Curriculum



dentist




toothpaste




apple




toothbrush



milk




tooth



sucker

Vocabulary Words and Picture Cards

Copy the vocabulary words onto white card stock. Color - Cut out the pictures on the black lines. Laminate for durability. Use for matching, writing, spelling or oral language activities.




dental floss

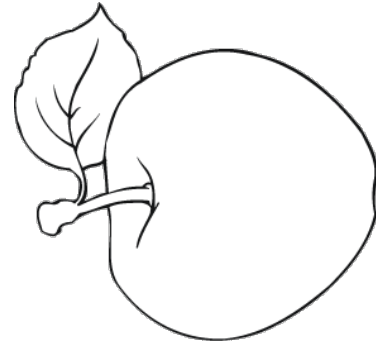
1 - 2 - 3 Learn Curriculum



dentist




toothpaste



apple



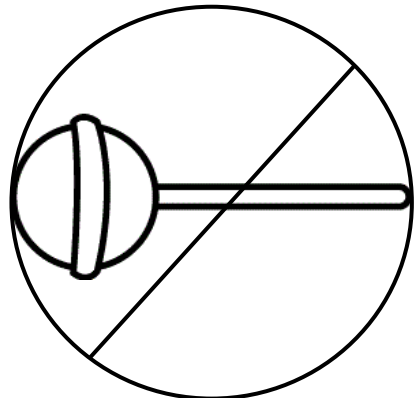
toothbrush



milk



tooth



sucker