


St. Patrick Magnetic Sheets

To use a magnet page:

- Purchase cookie sheets and OfficeShip Power Magnets
- Print up sheets on white card stock.
- Laminate
- Have children place a sheet on a cookie sheet.
- Have children complete the picture by putting a magnet in each circle. (You can also use pompoms)
- You can make this a different learning activity by having children use one color for each picture, or count the number of magnets they used on each picture.

This activity is designed to promote one to one correspondence and letter recognition.





L is for
Leprechaun

Click on links to purchase on-line




Magnets

<http://www.amazon.com/dp/B001U9SF5M?tag=123leacur-20&camp=213381&creative=390973&linkCode=as4&creativeASIN=B001U9SF5M&adid=1VQYYXZSXW2KMFASSDM>




Wilton Cookie Sheet


<http://www.amazon.com/dp/B000FGJP28?tag=123leacur-20&camp=213381&creative=390973&linkCode=as4&creativeASIN=B000FGJP28&adid=1FHAM4J9E2BNNG3F3SPT>




L is for
Leprechaun







Eight
shamrocks



LUCKY

