


JUNE 2018

SIGN IN SHEET

BY

1 - 2 - 3 LEARN CURRICULUM



Sign in sheets for June. (2 different templates).

Print up the ones you would like to use for the month and place in a 3-ring binder.



THANK YOU for downloading this product. I hope you enjoy it as much as I did creating it! I value your feedback, so please don't hesitate to contact me if you have any questions.

If you like this download, please let me know by leaving feedback for my online store. It helps not only me but other teachers that are looking for a good quality product.

Thank you again!

[Jean JeanieB506@aol.com](mailto:Jean_JeanieB506@aol.com)

Copyright © 2016 by Jean Lang - All rights reserved by author. Purchase of this item or free download entitles the purchaser the right to product for personal and classroom use only. Posting this item in whole or in part on the Internet in any form is strictly prohibited and is a violation of the Digital Millennium Act (DMCA).

Please be fair and don't share!

CLICK TO CONNECT...





Hint on printing:

To save on ink - change your print quality on your printer to fast.

To do:


Click print - properties - change print quality from standard to fast.

This will give you a lower quality page but will save on ink.

*DOCUMENT CREATED BY:
JEAN LANG*

1 – 2 – 3 LEARN CURRICULUM

GRAPHICS USED:




Use the following sheet if you would like to have a June cover sheet for your sign in book

You have the option of personalizing the front cover by typing your child care / preschool name in the blue box before printing. (The blue box will not show up when printing).


You also have the option of having the cover sheet with no child care / center name. Print up the one you would like to use for the month.

Print up on white card stock and place in your front pocket of your 3 ring binder.

JUNE 2018 SIGN IN



JUNE 2018 SIGN IN



Monthly Sign In Sheets

- Following 2 sheets have a blue box on there.
- You can use these to type directly onto the form.
Type in the name of child in the blue box.
- Print up. Blue boxes will not show up when you print.

Name _____



Contracted hours _____ to _____

J U N E 2018	Day	Time In	Sign	Time Out	Sign
	1				
	2		Week-End		
	3		Week-End		
	4				
	5				
	6				
	7				
	8				
	9		Week-End		
	10		Week-End		
	11				
	12				
	13				
	14				
	15				
	16		Week-End		
	17		Week-End		
	18				
	19				
	20				
	21				
	22				
	23		Week-End		
	24		Week-End		
	25				
	26				
	27				
	28				
	29				
	30		Week-End		



Name _____

Contracted hours _____ to _____

J U N E 2018	Day	Time In	Sign	Time Out	Sign
	1				
	2		Week-End		
	3		Week-End		
	4				
	5				
	6				
	7				
	8				
	9		Week-End		
	10		Week-End		
	11				
	12				
	13				
	14				
	15				
	16		Week-End		
	17		Week-End		
	18				
	19				
	20				
	21				
	22				
	23		Week-End		
	24		Week-End		
	25				
	26				
	27				
	28				
	29				
30		Week-End			

