


FEBRUARY 2024 SIGN IN SHEET

BY
123 LEARN CURRICULUM



Sheets With and Without
Temperature Space

Sign in sheets for February. (2 different templates).
Print up the ones you would like to use for the month
and place in a 3-ring binder.

THANK YOU for downloading this product. I hope you enjoy it as much as I did creating it! I value your feedback, so please don't hesitate to contact me if you have any questions.

If you like this download, please let me know by leaving feedback for my online store. It helps not only me but other teachers that are looking for a good quality product.

Thank you again!

Jean JeanieB506@aol.com

Copyright © 2023 by Jean Lang - All rights reserved by author. Purchase of this item or free download entitles the purchaser the right to product for personal and classroom use only. Posting this item in whole or in part on the Internet in any form is strictly prohibited and is a violation of the Digital Millennium Act (DMCA).

Please be fair and don't share!

CLICK TO CONNECT...



Hint on printing:

To save on ink - change your print quality on your printer to fast.

To do:


Click print - properties - change print quality from standard to fast.

This will give you a lower quality page but will save on ink.

*DOCUMENT CREATED BY:
JEAN LANG*

123 LEARN CURRICULUM

GRAPHICS USED:



Use the following sheet if you would like to have a February cover sheet for your sign in book

You have the option of personalizing the front cover by typing your childcare / preschool name in the blue box before printing. (The blue box will not show up when printing).

You also have the option of having the cover sheet with no childcare / center name. Print up the one you would like to use for the month.

Print up on white card stock and place in your front pocket of your 3-ring binder.


(Please note: On the free download page there are also 4 seasonal sign in book cover sheets. You can use one of those also to use as a cover for your sign in book).

FEBRUARY 2024

SIGN IN



FEBRUARY 2024 SIGN IN



Monthly Sign In Sheets

- Following 2 templates. With and without clipart. Sheets have blue boxes on them.
- You can use these to type directly onto the form. Type in the name of child in the blue box, hours and days closed.
- Print up. Blue boxes will not show up when you print.

Name _____



Contracted hours _____ to _____



F E B R U A R Y 2024	Day	Time In	Sign	Time Out	Sign
	1				
	2				
	3		Week-End		
	4		Week-End		
	5				
	6				
	7				
	8				
	9				
	10		Week-End		
	11		Week-End		
	12				
	13				
	14				
	15				
	16				
	17		Week-End		
	18		Week-End		
	19				
	20				
	21				
	22				
	23				
	24		Week-End		
	25		Week-End		
	26				
	27				
	28				
	289				

Name _____

Contracted hours _____ to _____

F E B R U A R Y 2024	Day	Time In	Sign	Time Out	Sign
	1				
	2				
	3		Week-End		
	4		Week-End		
	5				
	6				
	7				
	8				
	9				
	10		Week-End		
	11		Week-End		
	12				
	13				
	14				
	15				
	16				
	17		Week-End		
	18		Week-End		
	19				
	20				
	21				
	22				
	23				
	24		Week-End		
	25		Week-End		
	26				
	27				
	28				
	289				

Name _____

Contracted hours _____ to _____



F E B R U A R Y 2024	Day	Time In	Sign	Time Out	Sign	Temperature
	1					
	2					
	3		Week-End			
	4		Week-End			
	5					
	6					
	7					
	8					
	9					
	10		Week-End			
	11		Week-End			
	12					
	13					
	14					
	15					
	16					
	17		Week-End			
	18		Week-End			
	19					
	20					
	21					
	22					
	23					
	24		Week-End			
	25		Week-End			
	26					
	27					
	28					
	29					

Name _____

Contracted hours _____ to _____

F E B R U A R Y 2024	Day	Time In	Sign	Time Out	Sign	Temperature
	1					
	2					
	3		Week-End			
	4		Week-End			
	5					
	6					
	7					
	8					
	9					
	10		Week-End			
	11		Week-End			
	12					
	13					
	14					
	15					
	16					
	17		Week-End			
	18		Week-End			
	19					
	20					
	21					
	22					
	23					
	24		Week-End			
	25		Week-End			
	26					
	27					
	28					
	29					

Daily Sign In Sheets

[illegible]

- You have 2 templates of daily sign in sheets. The following sheets have blue boxes on them.
- You can use these to type directly onto the form. Type your name of your childcare or daycare in the first blue box.
- Second box put the month, day and year.
- In blue boxes under child's name, type in each child in your program.
- Print up. Blue boxes will not show up when you print.

[illegible]

Date _____

[illegible]

[illegible]