

JULY 2024

SIGN IN SHEET

BY
123 LEARN CURRICULUM



Sheets With and Without
Temperature Space

Sign in sheets for July. (2 different templates).
Print up the ones you would like to use for the month
and place in a 3-ring binder.

THANK YOU for downloading this product. I hope you enjoy it as much as I did creating it! I value your feedback, so please don't hesitate to contact me if you have any questions.

If you like this download, please let me know by leaving feedback for my online store. It helps not only me but other teachers that are looking for a good quality product.

Thank you again!

[Jean JeanieB506@aol.com](mailto:Jean_JeanieB506@aol.com)

Copyright © 2023 by Jean Lang - All rights reserved by author. Purchase of this item or free download entitles the purchaser the right to product for personal and classroom use only. Posting this item in whole or in part on the Internet in any form is strictly prohibited and is a violation of the Digital Millennium Act (DMCA).

Please be fair and don't share!

CLICK TO CONNECT...




Hint on printing:

To save on ink - change your print quality on your printer to fast.

To do:

Click print - properties - change print quality from standard to fast.



This will give you a lower quality page but will save on ink.



*DOCUMENT CREATED BY:
JEAN LANG*

123 LEARN CURRICULUM

GRAPHICS USED:



Use the following sheet if you would like to have a July cover sheet for your sign in book

You have the option of personalizing the front cover by typing your childcare / preschool name in the blue box before printing. (The blue box will not show up when printing).

You also have the option of having the cover sheet with no childcare / center name. Print up the one you would like to use for the month.

Print up on white card stock and place in your front pocket of your 3-ring binder.

(Please note: On the free download page there are also 4 seasonal sign in book cover sheets. You can use one of those also to use as a cover for your sign in book).

JULY 2024

SIGN IN



JULY 2024

SIGN IN



Monthly Sign In Sheets

- Following 2 sheets have a blue box on there.
- You can use these to type directly onto the form.
Type in the name of child in the blue box.
- Print up. Blue boxes will not show up when you print.

Name _____



Contracted hours _____ to _____



J U L Y 2024	Day	Time In	Sign	Time Out	Sign
	1				
	2				
	3				
	4				
	5				
	6		Week-End		
	7		Week-End		
	8				
	9				
	10				
	11				
	12				
	13		Week-End		
	14		Week-End		
	15				
	16				
	17				
	18				
	19				
	20		Week-End		
	21		Week-End		
	22				
	23				
	24				
	25				
	26				
	27		Week-End		
	28		Week-End		
	29				
	30				
	31				

Name _____



Contracted hours _____ to _____



J U L Y 2024	Day	Time In	Sign	Time Out	Sign	Temp.
	1					
	2					
	3					
	4					
	5					
	6		Week-End			
	7		Week-End			
	8					
	9					
	10					
	11					
	12					
	13		Week-End			
	14		Week-End			
	15					
	16					
	17					
	18					
	19					
	20		Week-End			
	21		Week-End			
	22					
	23					
	24					
	25					
	26					
	27		Week-End			
	28		Week-End			
	29					
	30					
	31					

Daily Sign In Sheets

- Following 2 sheets have blue boxes on there.
- You can use these to type directly onto the form. Type your name of your child care or day care in the first blue box.
- Second box put the month, day and year.
- In blue boxes under child's name, type in each child in your program.
- Print up. Blue boxes will not show up when you print.

Date _____

[illegible]