


MAY 2024

SIGN IN SHEET

BY
123 LEARN CURRICULUM



Sheets With and Without
Temperature Space

Sign in sheets for May. (2 different templates).
Print up the ones you would like to use for the month
and place in a 3-ring binder.

THANK YOU for downloading this product. I hope you enjoy it as much as I did creating it! I value your feedback, so please don't hesitate to contact me if you have any questions.

If you like this download, please let me know by leaving feedback for my online store. It helps not only me but other teachers that are looking for a good quality product.


Thank you again!

[Jean JeanieB506@aol.com](mailto:Jean_JeanieB506@aol.com)

Copyright © 2024 by Jean Lang - All rights reserved by author. Purchase of this item or free download entitles the purchaser the right to product for personal and classroom use only. Posting this item in whole or in part on the Internet in any form is strictly prohibited and is a violation of the Digital Millennium Act (DMCA).

Please be fair and don't share!

CLICK TO CONNECT...



Hint on printing:

To save on ink - change your print quality on your printer to fast.

To do:

Click print - properties - change print quality from standard to fast.


This will give you a lower quality page but will save on ink.



*DOCUMENT CREATED BY:
JEAN LANG*

123 LEARN CURRICULUM

GRAPHICS USED:




Use the following sheet if you would like to have a May cover sheet for your sign in book

You have the option of personalizing the front cover by typing your child care / preschool name in the blue box before printing. (The blue box will not show up when printing).

You also have the option of having the cover sheet with no child care / center name. Print up the one you would like to use for the month.

Print up on white card stock and place in your front pocket of your 3 ring binder.




MAY 2024

SIGN IN



MAY 2024

SIGN IN



Monthly Sign In Sheets

- Following 2 sheets have a blue box on there.
- You can use these to type directly onto the form.
Type in the name of child in the blue box.
- Print up. Blue boxes will not show up when you print.

Name _____

Contracted hours _____ to _____



M A Y 2024	Day	Time In	Sign	Time Out	Sign
	1				
	2				
	3				
	4		Week-End		
	5		Week-End		
	6				
	7				
	8				
	9				
	10				
	11		Week-End		
	12		Week-End		
	13				
	14				
	15				
	16				
	17				
	18		Week-End		
	19		Week-End		
	20				
	21				
	22				
	23				
	24				
	25		Week-End		
	26		Week-End		
	27				
	28				
	29				
	30				
	31				



Name _____



Contracted hours _____ to _____



M A Y 2024	Day	Time In	Sign	Time Out	Sign	Temperature
	1					
	2					
	3					
	4		Week-End			
	5		Week-End			
	6					
	7					
	8					
	9					
	10					
	11		Week-End			
	12		Week-End			
	13					
	14					
	15					
	16					
	17					
	18		Week-End			
	19		Week-End			
	20					
	21					
	22					
	23					
	24					
	25		Week-End			
	26		Week-End			
	27					
	28					
	29					
	30					
	31					



Daily Sign In Sheets

- Following 2 sheets have blue boxes on there.
- You can use these to type directly onto the form. Type your name of your child care or day care in the first blue box.
- Second box put the month, day and year.
- In blue boxes under child's name, type in each child in your program.
- Print up. Blue boxes will not show up when you print.

[illegible]