

# Father's Day Gift Can

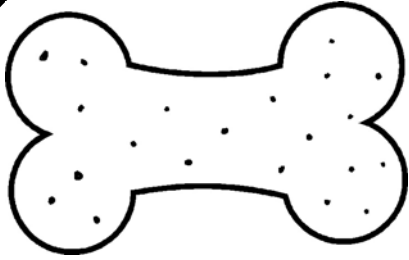


Use empty quart paint can with cover.

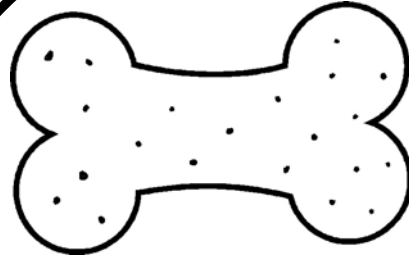
(Can be purchased at Home Depot or Menards).

- Print up sheets onto regular copy paper.
- Have children color and cut out.
- Use double sided tape to attach to can. (Tape can be purchased at any scrapbook store).
- Fill with Puppy Chow.
- Seal with cover

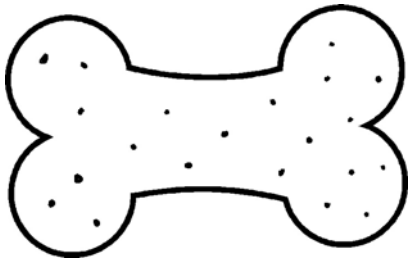
(Use cellophane bags with ties, or ziplock baggies to place the Puppy Chow in).



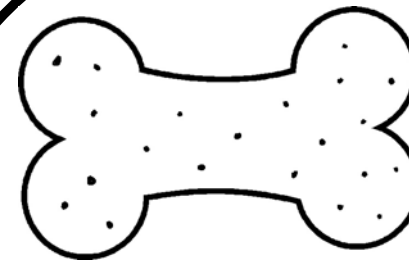
Happy Father's  
Day!



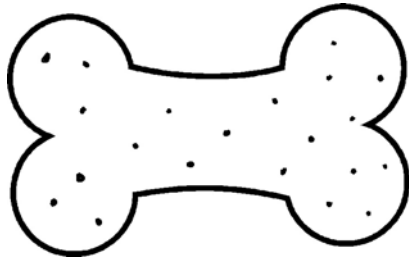
Happy Father's  
Day!



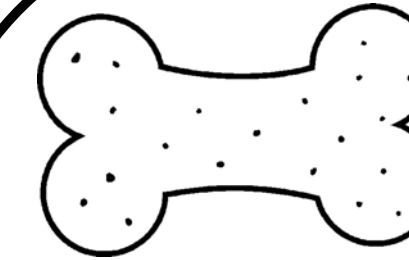
Happy Father's  
Day!



Happy Father's  
Day!




Happy Father's  
Day!




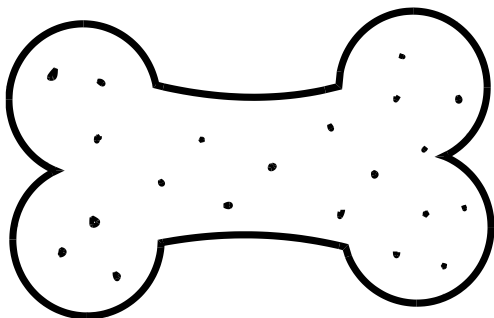
Happy Father's  
Day!

Happy Father's  
Day  
Love

---



Top Dog!





## Puppy Chow

½ lb butter

1 lb box powdered sugar

1 jar of dry roasted peanuts

1 lg box Crispix cereal (or Rice Chex)

1 cup peanut butter

12 oz chocolate chips

Melt butter, peanut butter and chocolate chips in microwave on medium setting 2 minutes or longer. (Until melted).

Stir to blend. Place box of Crispix cereal in a large bowl and pour chocolate mixture over top. Stir to coat. Put coated cereal in a grocery bag, and pour 1 lb of powdered sugar over the cereal mixture. Shake until sugar is absorbed. Open bag and let cool.

Place in desired container. (Example of dog dish for Father's Day shown).