

# I Couldn't Wish For a Better Dad Father's Day Activity



By  
123 Learn  
Curriculum



**THANK YOU** for downloading this product. I hope you enjoy it as much as I did creating it! I value your feedback, so please don't hesitate to contact me if you have any questions. If you like this download, please let me know by leaving feedback for my online store. It helps not only me but other teachers that are looking for a good quality product.

Thank you again!

[Jean JeanieB506@aol.com](mailto:Jean.JeanieB506@aol.com)

Copyright © 2023 by Jean Lang - All rights reserved by author.

Purchase of this item or free download entitles the purchaser the right to product for personal and classroom use only. Posting this item in whole or in part on the Internet in any form is strictly prohibited and is a violation of the Digital Millennium Act (DMCA).

Please be fair and don't share!

## CLICK TO CONNECT...



Hint on printing:

To save on ink - change your print quality on your printer to fast.

To do: Click print - properties - change print quality from standard to fast.

This will give you a lower quality page but will save on ink.



DOCUMENT CREATED BY:

JEAN LANG

123

LEARN CURRICULUM

GRAPHICS USED:



# I Couldn't Wish For a Better Dad Father's Day Activity



Supplies needed:

- White card stock
- Finger Ink Pads (or assorted paint colors)
- 8" x 10" Frame (optional)



Directions:

- You have 2 different size templates for this activity. The 1<sup>st</sup> template is small enough to fit inside an 8" x 10" picture frame. 2<sup>nd</sup> template is bigger. Use this one if not using a frame.
- Print up template for each child. You have the option of dad, grandpa and papa. You can type in the year, and child's name. Older children can write year and name. Choose template you want to print up.
- Using finger ink pads or assorted paint colors, have children dip their fingerprint onto the pad or paint and place the fingerprint onto the paper. On top of floating dandelion piece.

- Let children pick the colors and placement. If desired, they can also take a green marker and color up and down the stem of the dandelion.



Suggestions for finger ink pads or picture frames. Click on pictures to purchase from Amazon. Also check out dollar stores for picture frames.




I receive no compensation for promoting items on Amazon.

First template. Use this template is placing in an 8" x 10" frame.

# Happy Father's Day



I couldn't  
*Wish*  
for a better  
*Dad!*


Made with   
by



*Happy Father's Day*



I couldn't  
*Wish*  
for a better  
*Grandpa!*

Made with   
by

# Happy Father's Day



I couldn't  
*Wish*  
for a better  
*Papa!*

Made with   
by

Second template. Use this template is not using a frame.

# Happy Father's Day




I couldn't  
*Wish*  
for a better  
*Dad!*

Made with  
by



# Happy Father's Day



I couldn't  
*Wish*  
for a better  
*Grandpa!*

Made with  
by



# Happy Father's Day



I couldn't  
*Wish*  
for a better  
*Papa!*

Made with  
by

