

# JANUARY 2025 SIGN IN SHEET

BY  
123 LEARN CURRICULUM



Sign in sheets for January. (2 different templates).  
Print up the ones you would like to use for the month  
and place in a 3-ring binder.

**THANK YOU** for downloading this product. I hope you enjoy it as much as I did creating it! I value your feedback, so please don't hesitate to contact me if you have any questions.

If you like this download, please let me know by leaving feedback for my online store. It helps not only me but other teachers that are looking for a good quality product.

Thank you again!

**Jean** [JeanieB506@aol.com](mailto:JeanieB506@aol.com)

Copyright © 2024 by Jean Lang - All rights reserved by author. Purchase of this item or free download entitles the purchaser the right to product for personal and classroom use only. Posting this item in whole or in part on the Internet in any form is strictly prohibited and is a violation of the Digital Millennium Act (DMCA).

Please be fair and don't share!

CLICK TO CONNECT...



Hint on printing:

To save on ink - change your print quality on your printer to fast.

To do:

Click print - properties - change print quality from standard to fast.



This will give you a lower quality page but will save on ink.



*DOCUMENT CREATED BY:  
JEAN LANG*

*123 LEARN CURRICULUM*

*GRAPHICS USED:*



Use the following sheet if you would like to have a January cover sheet for your sign in book

You also have the option of personalizing the front cover by typing your childcare / preschool name in the blue box before printing. (The blue box will not show up when printing).


You also have the option of having the cover sheet with no childcare / center name. Print up the one you would like to use for the month.

Print up on white card stock and place in your front pocket of your 3-ring binder.

(Please note: On the free download page there are also 4 seasonal sign in book cover sheets. You can use one of those also to use as a cover for your sign in book).


# JANUARY 2025

## SIGN IN



# JANUARY 2025

## SIGN IN



## Monthly Sign In Sheets

2 options – with and without temperature space

- Following 2 sheets have a blue box on there.
- You can use these to type directly onto the form.  
Type in the name of child in the blue box.
- Print up. Blue boxes will not show up when you print.



Name \_\_\_\_\_

Contracted hours \_\_\_\_\_ to \_\_\_\_\_



J  
A  
N  
U  
A  
R  
Y

2025

Day	Time In	Sign	Time Out	Sign
1				
2				
3				
4		Week-End		
5		Week-End		
6				
7				
8				
9				
10				
11		Week-End		
12		Week-End		
13				
14				
15				
16				
17				
18		Week-End		
19		Week-End		
20				
21				
22				
23				
24				
25		Week-End		
26		Week-End		
27				
28				
29				
30				
31				

Name \_\_\_\_\_

Contracted hours \_\_\_\_\_ to \_\_\_\_\_



Day	Time In	Sign	Time Out	Sign	Temperature
1					
2					
3					
4		Week-End			
5		Week-End			
6					
7					
8					
9					
10					
11		Week-End			
12		Week-End			
13					
14					
15					
16					
17					
18		Week-End			
19		Week-End			
20					
21					
22					
23					
24					
25		Week-End			
26		Week-End			
27					
28					
29					
30					
31					

J  
A  
N  
U  
A  
R  
Y

2025

# Daily Sign In Sheets

- Following 2 sheets have blue boxes on there.
- You can use these to type directly onto the form. Type your name of your childcare or day care in the first blue box.
- Second box put the month, day and year.
- In blue boxes under child's name, type in each child in your program.
- Print up. Blue boxes will not show up when you print.

Date \_\_\_\_\_

Child's Name	Time In	Signature	Time Out	Signature



Date \_\_\_\_\_

Child's Name	Time In	Signature	Time Out	Signature