



November Newsletters



Editable November newsletters
3 different formats
3 different templates

By
123 Learn
Curriculum

THANK YOU for downloading this product. I hope you enjoy it as much as I did creating it! I value your feedback, so please don't hesitate to contact me if you have any questions. If you like this download, please let me know by leaving feedback for my online store. It helps not only me but other teachers that are looking for a good quality product.
Thank you again!

Jean JeanieB506@aol.com

Copyright © 2019 by Jean Lang - All rights reserved by author.

Purchase of this item or free download entitles the purchaser the right to product for personal and classroom use only. Posting this item in whole or in part on the Internet in any form is strictly prohibited and is a violation of the Digital Millennium Act (DMCA).

Please be fair and don't share!

CLICK TO CONNECT...




Hint on printing:

To save on ink - change your print quality on your printer to fast.

To do: Click print - properties - change print quality from standard to fast.

This will give you a lower quality page but will save on ink.



DOCUMENT CREATED BY:
JEAN LANG
123 LEARN CURRICULUM

GRAPHICS USED:

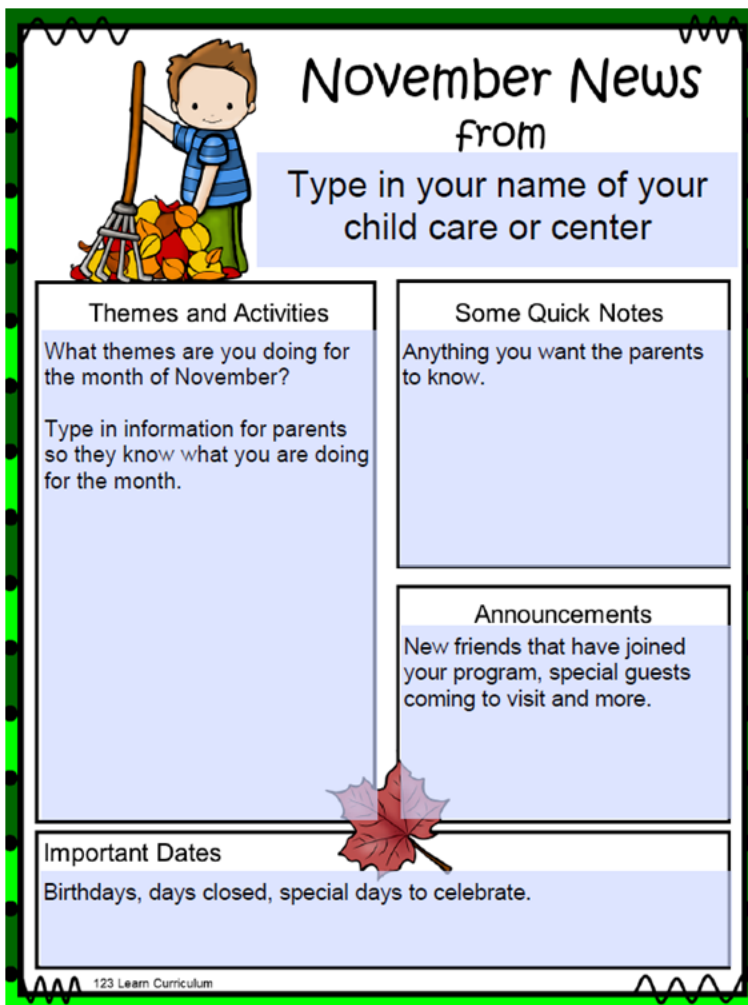


November Newsletters

You have the choice of 3 different templates for November newsletters. Each template is available in b & w, color, and color with color background.

Pick the template you would like to use and type directly onto the page. There are blue boxes and you will type in these. The blue boxes will not print up.

You will not be able to save the newsletter so make sure you get it all done before printing.



The image shows a colorful template for a November newsletter. It features a green border with a black and white dotted pattern. In the top left corner, there is a cartoon illustration of a boy with brown hair, wearing a blue shirt and green pants, holding a broom and standing next to a pile of yellow and orange autumn leaves. To the right of the illustration, the text reads "November News from" in a large, black, sans-serif font. Below this, there is a light blue rectangular box with the text "Type in your name of your child care or center". The main body of the newsletter is divided into three sections, each with a light blue background and a black border. The first section is titled "Themes and Activities" and contains the text "What themes are you doing for the month of November?" and "Type in information for parents so they know what you are doing for the month." The second section is titled "Some Quick Notes" and contains the text "Anything you want the parents to know." The third section is titled "Announcements" and contains the text "New friends that have joined your program, special guests coming to visit and more." At the bottom left of the newsletter, there is a small illustration of a red maple leaf. In the bottom left corner of the entire page, there is a small logo for "123 Learn Curriculum".

November News
from

Type in your name of your child care or center

Themes and Activities
What themes are you doing for the month of November?
Type in information for parents so they know what you are doing for the month.

Some Quick Notes
Anything you want the parents to know.

Announcements
New friends that have joined your program, special guests coming to visit and more.

Important Dates
Birthdays, days closed, special days to celebrate.

123 Learn Curriculum





November News

from

Themes and Activities

Some Quick Notes

Announcements

Important Dates





November News

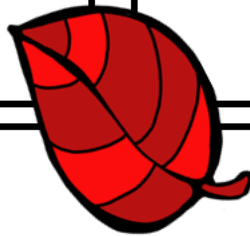
from

Themes and Activities

Some Quick Notes

Announcements

Important Dates





November News from

Themes and Activities

Some Quick Notes

Announcements

Important Dates



November News



Some Quick Notes

Themes and Activities

Announcements

Important Dates

November News



Themes and Activities

Some Quick Notes

Announcements

Important Dates

November News




Themes and Activities

Some Quick Notes

Announcements

Important Dates

November News



Some Quick Notes

Themes and Activities

Announcements

Important Dates

November News



Themes and Activities

Some Quick Notes

Announcements

Important Dates

November News



Themes and Activities

Some Quick Notes

Announcements

Important Dates

Make your own headings for each section of the newsletter.

Type heading in the blue box, and then move down to the 2nd box in each section to type your information.

Blue boxes will not print when printing your newsletter.



November News

from



November News

from



Large empty rectangular box for writing news.

Empty rectangular box for writing news.

Empty rectangular box for writing news.



November News

from



Blank rectangular area for writing news.

Blank rectangular area for writing news.

Blank rectangular area for writing news.



Blank rectangular area for writing news.

November News



A large, empty rectangular box intended for writing news or a story.

A large, empty rectangular box intended for writing news or a story.

A rectangular box intended for writing news or a story.

A wide, empty rectangular box at the bottom of the page, likely intended for a signature or additional notes.

November News



November News




Blank rectangular area for writing news.

Blank rectangular area for writing news.

Blank rectangular area for writing news.

Blank rectangular area for writing news.

November News



A large, empty rectangular box intended for writing news or a story.

A large, empty rectangular box intended for writing news or a story.

A rectangular box intended for writing news or a story.

A wide, empty rectangular box intended for writing news or a story.

November News



Large empty rectangular box for writing news.

Large empty rectangular box for writing news.

Medium empty rectangular box for writing news.

Wide empty rectangular box for writing news.

November News



Large empty rectangular box for writing news.

Large empty rectangular box for writing news.

Medium empty rectangular box for writing news.

Wide empty rectangular box for writing news.