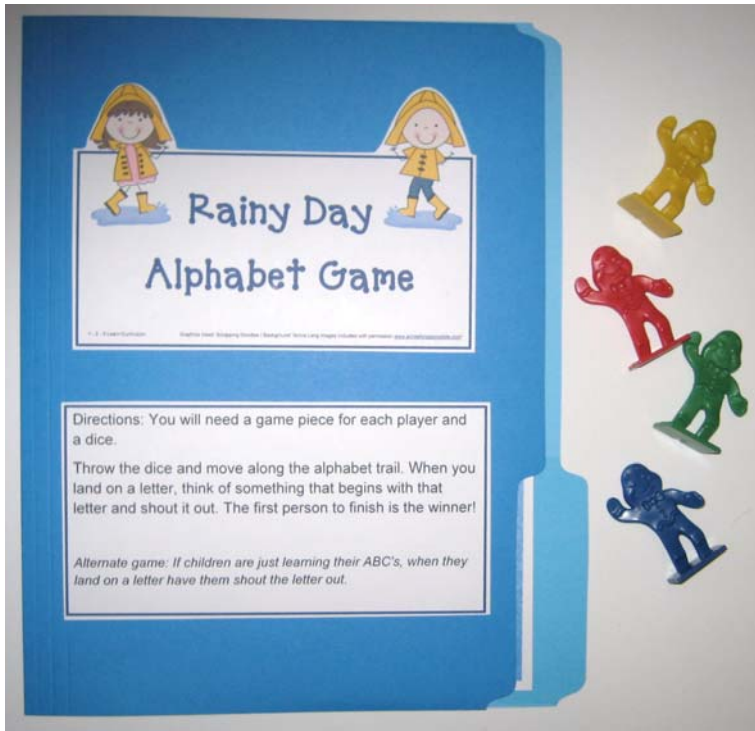


# Rainy Day Alphabet Game



## Directions:

- Print up the following sheets onto white card stock.
  - 1st page is graphics and directions for front of the file folder game.
  - 2nd and 3rd sheets go inside the file folder.
  - Use double sided tape to attach graphic title, directions and 2 inside sheets.
- Using self laminating sheets cover front and inside of file folder game. (Clear contact paper can also be used).





# Rainy Day Alphabet Game

1 - 2 - 3 Learn Curriculum

Graphics Used: Scrapping Doodles / Background "Annie Lang images included with permission [www.anniethingspossible.com](http://www.anniethingspossible.com)"

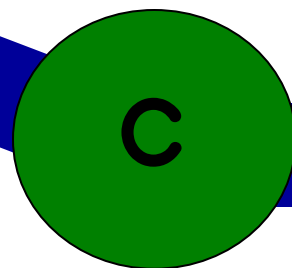
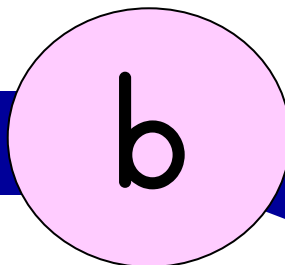
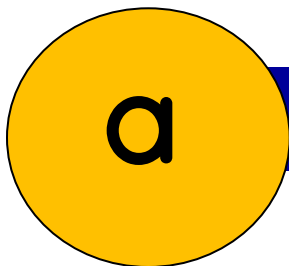
Directions: You will need a game piece for each player and a dice.

Throw the dice and move along the alphabet trail. When you land on a letter, think of something that begins with that letter and shout it out. The first person to finish is the winner!

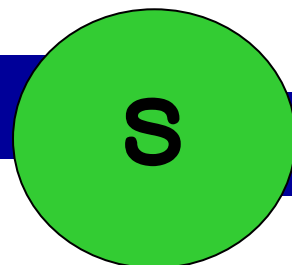
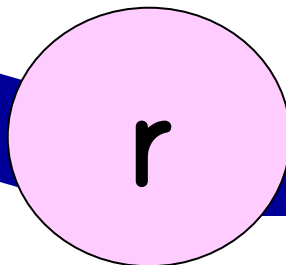




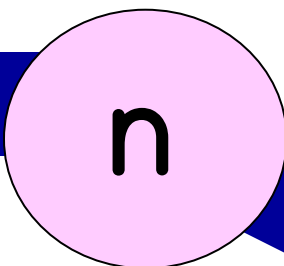
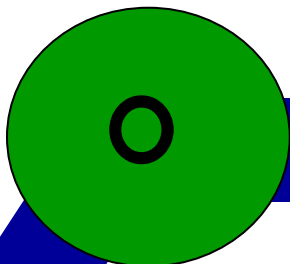
*Alternate game: If children are just learning their ABC's, when they land on a letter have them shout the letter out.*



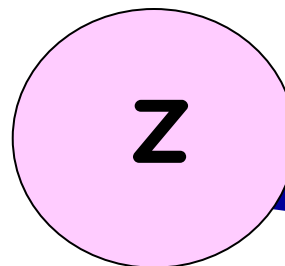
# Rainy Day



Start



Finish



# Alphabet Game



d

e

f

g

k

j

i

h

t

u

v

w

y

x

