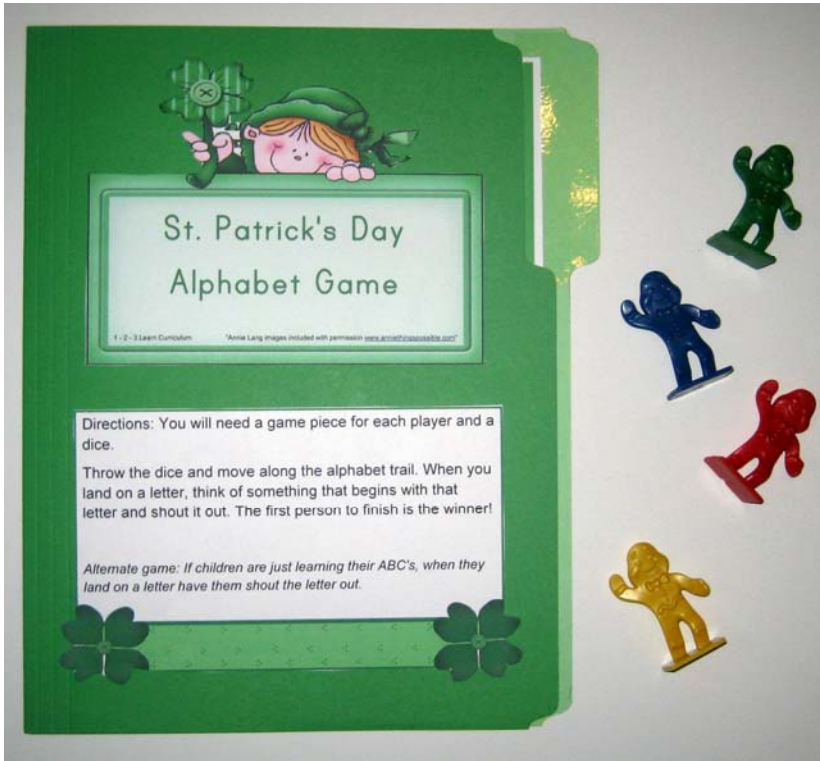


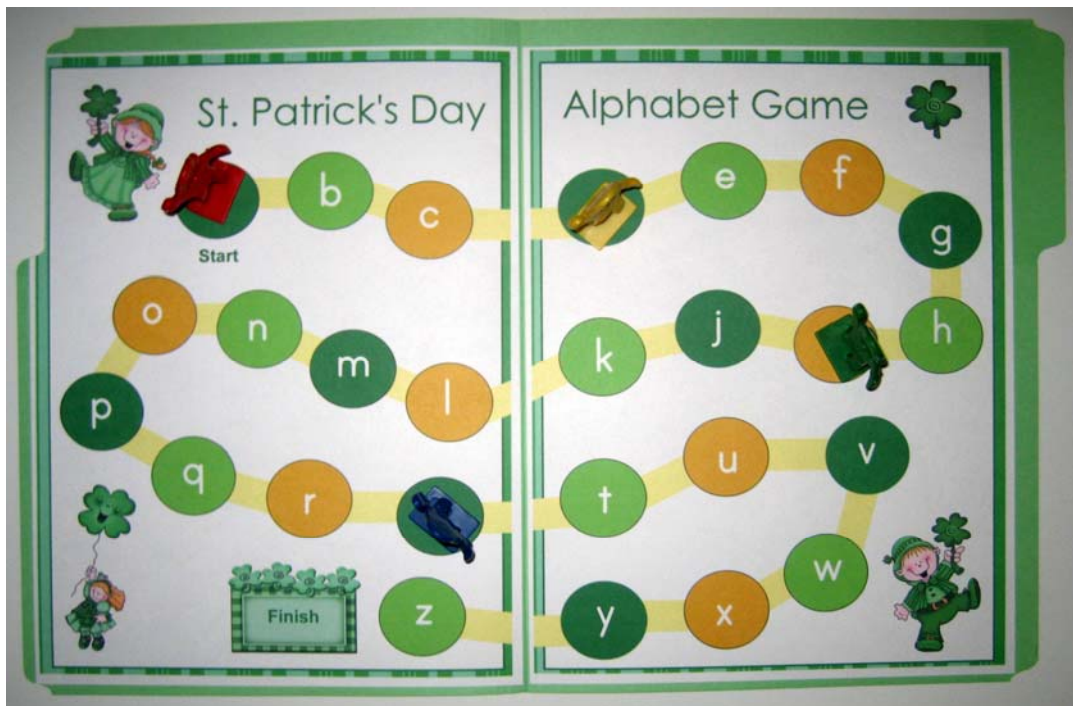
St. Patrick's Day Alphabet Game



Directions:

- Print up the following sheets onto white card stock.
 - 1st page is graphics and directions for front of the file folder game.
 - 2nd and 3rd sheets go inside the file folder.
 - Use double sided tape to attach graphic title, directions and 2 inside sheets.
- Using self laminating sheets cover front and inside of file folder game. (Clear contact paper can also be used).

Pictures show game pieces used from Candy Land.





St. Patrick's Day Alphabet Game


1 - 2 - 3 Learn Curriculum

"Annie Lang images included with permission www.anniethingspossible.com"

Directions: You will need a game piece for each player and a dice.


Throw the dice and move along the alphabet trail. When you land on a letter, think of something that begins with that letter and shout it out. The first person to finish is the winner!

Alternate game: If children are just learning their ABC's, when they land on a letter have them shout the letter out.

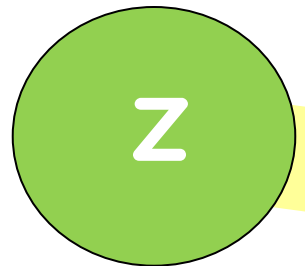






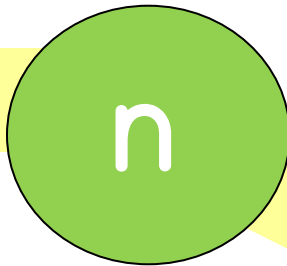
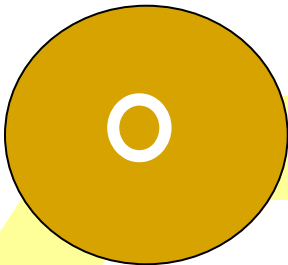






St. Patrick's Day



Start



Alphabet Game

