


Winter Word Puzzles

Print up word puzzles on white card stock.
Trim and cut (example shows dotted lines – but originals don't have lines to keep picture more cleaner).

Let children put puzzles together spelling the word and creating the picture.

Store each set in a ziplock bag and tape picture card on the front so children know what finished puzzle looks like.





s n o w m a n



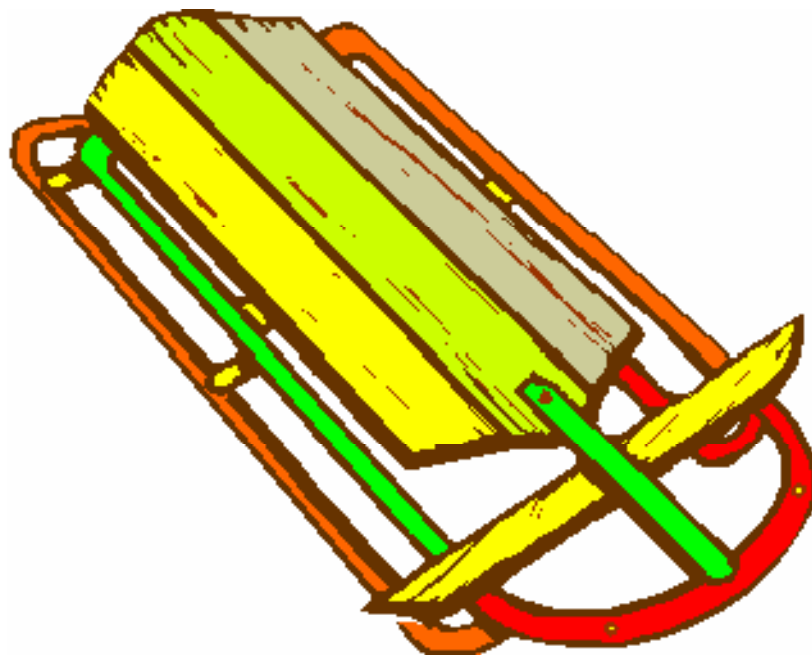
s c a r f



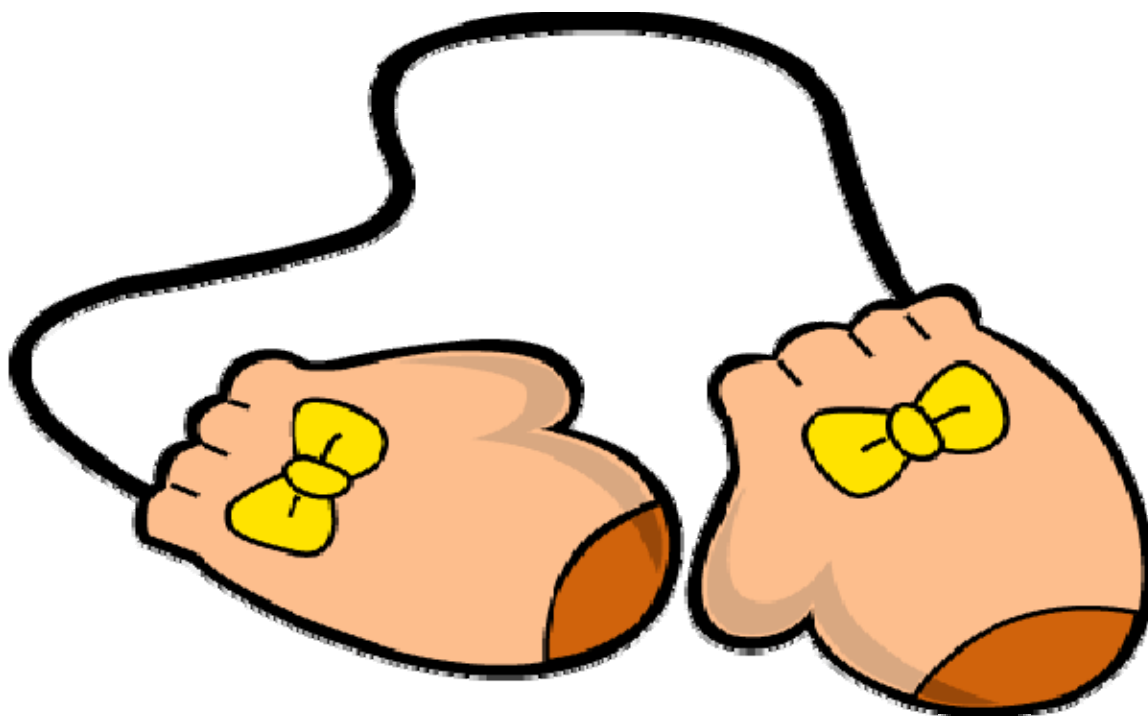
s n o w f l a k e s




h a t s




s l e d



m i t t e n s



f o r t



s n o w s u i t

Small Puzzle Cards

Print on white card stock - trim and tape to the outside of a ziplock baggie. This will help the help put their puzzles together.



s n o w m a n




s c a r f



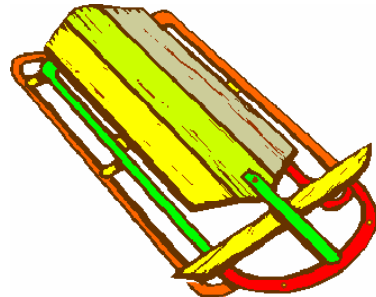
s n o w f l a k e s



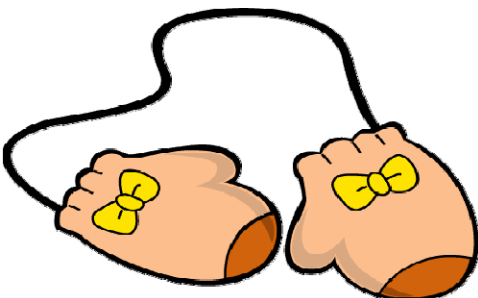
h a t s



f o r t



s l e d



m i t t e n s



s n o w s u i t