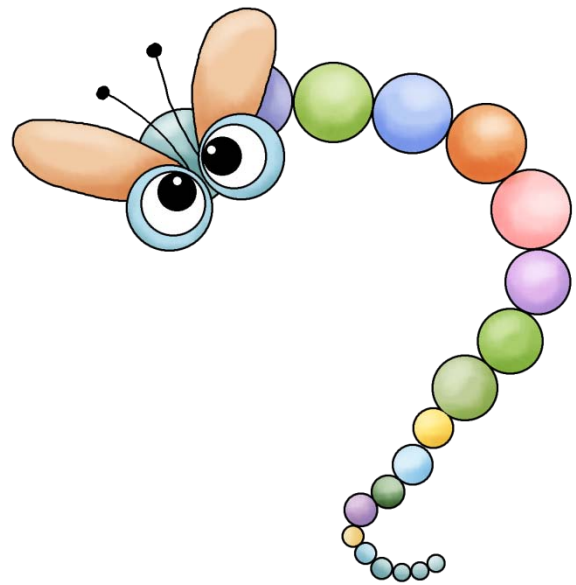



Creepy Crawlers Lap Book

1 - 2 - 3 Learn Curriculum

www.123learncurriculum.com

Bugged Out




Graphics used:

- iclipart.com
- Graphicsfactory.com
- Artwork Copyright Original Country Clipart by Lisa www.countryclipart.com

Creepy Crawlers Lapbook





- Print up the cover sheet onto white card stock.
- Have children color and cut out.
- Add Creepy, Crawly, Bugs and Bees label and picture to a piece of green card stock and trim the green card stock. (See picture below).
- Cut the Creepy, Crawly, Bugs and Bees label in half, and attach to both sides of the lapbook, so that when the lapbook is closed, the label connects.
- Add picture to the front of the lapbook.

To see how to fold this lapbook - view video on the 123 Learn ONLINE lapbook page.



Match the picture with the beginning letter



Match the picture with the beginning letter.

	s
	d
	l
	b

Inse


Not an

BUGS & BEES



_reepy
_rawlers

Creepy Crawlers Counting



1


Write the missing letters

Creepy Crawler Counting Book

Color

Insect / Not Insect

Flipbook



Insect

Not an Insect

Creepy Crawler Words

_reepy
_rawlers

Creepy Crawlers Counting

1

Creepy Crawlers Vocabulary Words

Write the missing letters


Spider web and spiders

Creepy Crawler Vocabulary Words

What Insect am I?

Fun ant facts

Match the picture with the beginning letter



s

d

l

b

What Bug am I?

- I am a type of beetle.
- I am known to be red with black spots, but also can be orange with black spots or black with red spots.
- My wings beat 85 times a second when I fly.

What Bug am I?

- I have wings but I don't fly.
- I am said to bring good luck.
- I rub body parts together to make music.

What Bug am I?

- I have wings and can fly.
- I have a smelling distance of over 750 yards.
- My life cycle last 9 - 21 days.

Fun Facts about Ants



- Like all insects, ants have six legs. Each leg has three joints.
- Ants can lift 20 times their own body weight.
- The ant has two eyes, each eye is made of many smaller eyes.
- The job of the queen is to lay eggs which the worker ants look after.

Creepy Crawler Words




__reepy


__rawlers

Creepy Crawlers Counting



1

Fun Bug Facts!



A grasshopper is an amazingly strong insect with legs 40 times the length of its own body.

There are over 100,000 species of bees worldwide and 400 live in North America.

approx. 2 million flowers to make 1 pound of honey.

and below all at the same time which makes it difficult to get up close to one.

Creepy Crawlers Vocabulary Words



Fun bug facts

Draw a line from the ants to the picnic basket

Draw a line from the ants to the picnic basket

What's In My Jar?

What's in my Jar?

Match the picture with the beginning letter.

S

What Bug am I?

- I am a type of beetle.
- I am known to be red with black spots, but also can be orange with black spots or black with red spots.
- My wings beat 85 times a second when I fly.

Fun Facts about Ants

Creepy Crawler Words



Back of lapbook


Storage for
I Like Bugs book

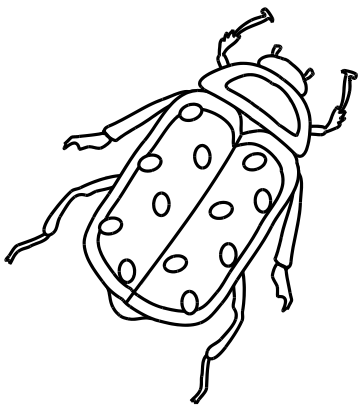


CREEPY, CRAWLY, BUGS & BEES




1 - 2 - 3 Learn Curriculum





Back of lapbook



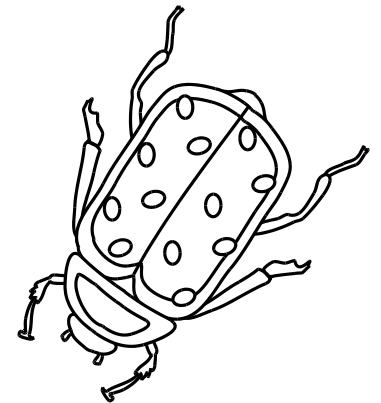

Print up on white card stock

Glue or tape to the back of the lapbook. (On the pocket you make).
Make a pocket out of green card stock to store I Like Bugs book.

Glue or tape to the Winter Wonderland vocabulary envelope

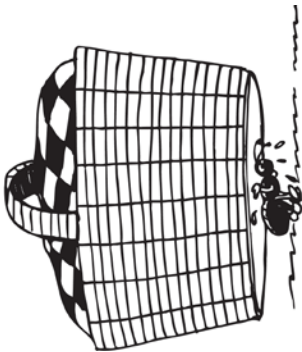


Glue or tape to the front right side of the lapbook




Back of lapbook

Fun Facts about Ants



- Like all insects, ants have six legs. Each leg has three joints.
- Ants can lift 20 times their own body weight.
- The ant has two eyes, each eye is made of many smaller eyes.
- The job of the queen is to lay eggs which the worker ants look after.


Match the picture with the beginning letter.



S



a




—



b

—rawlers

—reepy



Have children add the missing letter.
(C)


Print up on white card stock.

Words - dragonfly, spider, bee, ladybug

Creepy Crawlers Counting

- Print up on regular copy paper.
- Have children color and cut out.
- Place in order and staple to make a counting book.
- Attach to the inside of the Creepy Crawler lapbook using double-sided tape or glue.

Creepy Crawlers Counting




1


1 - 2 - 3 Learn Curriculum




2



3



4



5

Insect or Not an Insect

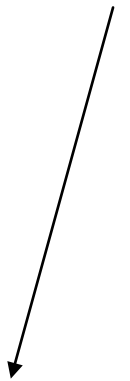
- Print up on white card stock.
- Have children color - cut out.
- Fold the Not an Insect / Insect sheet where indicated.
- Attach to lapbook using glue or double sided tape.
- Have children glue the insects under the insect cover, so when it is lifted, they can see what bugs are considered insects.
- Have children glue the other not an insect pictures under the "Not an Insect" fold.

Not an Insect

Place glue on this section. Attach to inside of lapbook.

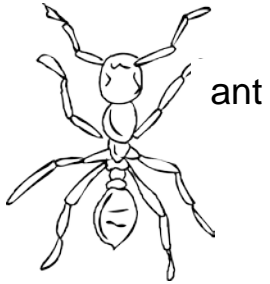


Fold
on
lines



Insect

Insects



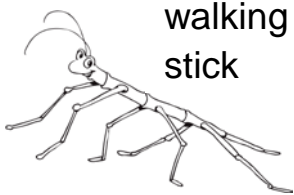
ant



butterfly



cricket




walking
stick


Not an Insect



worm



spider




centipede

Spider Web



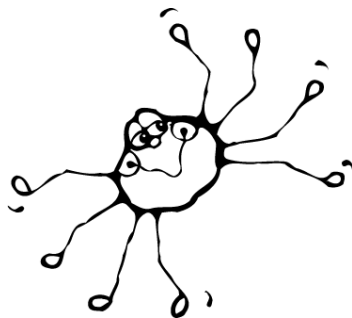
- Print up on white card stock.
- Have children color and cut out. (Sheet will need to be trim down by an adult to fit into lapbook).
- Have children glue their spiders onto the web.

Name _____

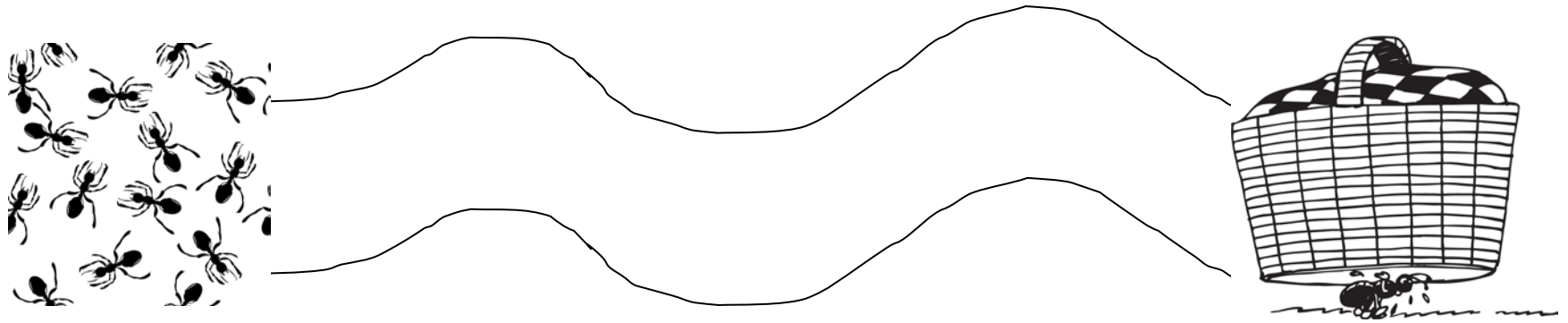
Color – Cut out the spiders on the dotted lines. Glue the spiders on the spider web.



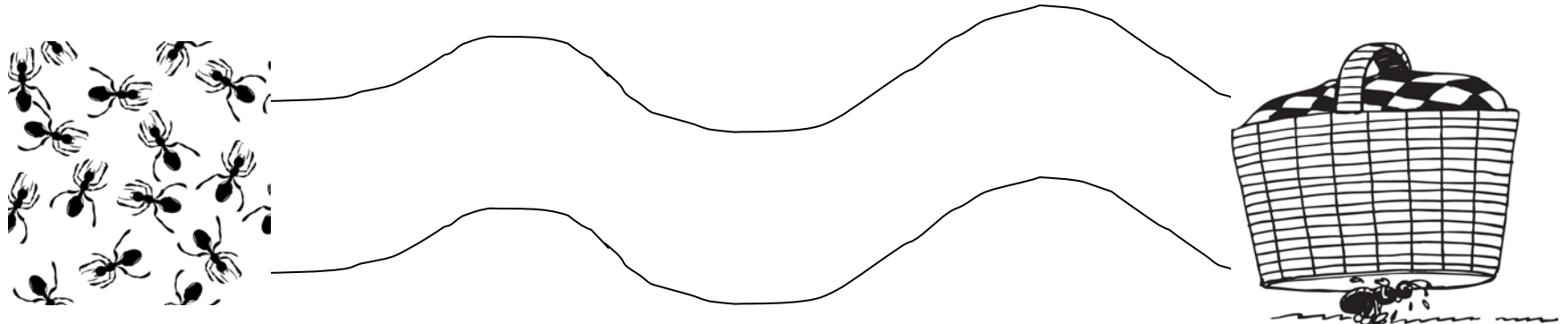
1 – 2 – 3 Learn Curriculum



Print up on white card stock. 1 per child. Trim to fit inside lapbook. See pictures to see placement of strip.



Draw a line from the ants to the picnic basket




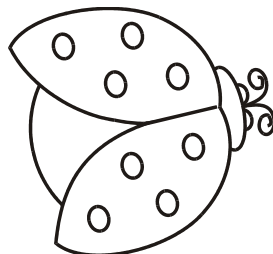

Draw a line from the ants to the picnic basket

What's In My Jar? Sheet

- Print up on white card stock.
- Have children color and cut out. (Sheet will need to be trimmed down by an adult to fit into the lapbook).
- Have children glue their bugs onto the jar. (You can also use velcro to make the bugs removable).



Name _____



What's In My Jar?





What Bug am I?

- Print up the following sheet onto white card stock.
- Have children color and cut out.
- Fold each bug description strip in half - with the bug description in front.
- Take a scissors and cut on the dotted line. This is where the tab will slip into when closed. (Have an adult cut on the dotted line).
- Have children read the description and glue the matching bug inside the strip.
- Attach to lapbook.

	<p>Fold in half - glue this side. Place in lapbook</p>	<p>What Bug am I?</p> <ul style="list-style-type: none">• I have wings but I don't fly.• I am said to bring good luck.• I rub body parts together to make music.	
---	--	--	---

		<p>What Bug am I?</p> <ul style="list-style-type: none">• I have wings and can fly.• I have a smelling distance of over 750 yards.• My life cycle last 9 - 21 days.	
---	--	---	---

		<p>What Bug am I?</p> <ul style="list-style-type: none">• I am a type of beetle.• I am known to be red with black spots, but also can be orange with black spots or black with red spots.• My wings beat 85 times a second when I fly.	
--	--	--	--

cricket



fly




ladybug



Fun Bug Facts Flip Book

- Print up the following 3 sheets onto regular copy paper.
- Trim and place in order - staple at top to create a flip book.
- Using double sided tape or glue - attach to inside of lapbook.

Fun Bug Facts!




A grasshopper is an amazing insect that can leap 20 times the length of its own body.

There are nearly 5,000 kinds of ladybugs worldwide and 400 live in North America.

A honeybee has to travel over 55,000 miles and visits approx. 2 million flowers to make 1 pound of honey.

The dragonfly has the ability to see in front, behind and below all at the same time which makes it difficult to get up close to one.


Fun Bug Facts!




A grasshopper is an amazing insect that can leap 20 times the length of its own body.



There are nearly 5,000 different kinds of ladybugs worldwide and 400 live in North America.



A honeybee has to travel over 55,000 miles and visits approx. 2 million flowers to make 1 pound of honey.



The dragonfly has the ability to see in front, behind and below all at the same time which makes it difficult to get up close to one.

Creepy Crawlers Flip book

- Print up the following sheet onto regular copy paper.
- Trim
- Attach to a flipbook and attach to the inside of the lapbook. Right hand side.

Dimensions for the flipbook:

3 sheets of card stock 9 1/2 inch by 3 1/2 inch.

(Cut out 2 strips with one color cardstock and 1 strip using another color of cardstock.

Put together. View video at 123 Learn ONLINE on how to make a flip book.

Under Lapbooks

or


Click on link to view video on youtube.com

<http://www.youtube.com/watch?v=CwYS57W2rfk>


Creepy Crawler Words



grasshopper



honeybee



dragonfly




ladybug



caterpillar

Vocabulary Words and Picture Cards

Copy the vocabulary words onto white card stock. Color - Cut out the pictures on the black lines. Laminate for durability. Use for matching, writing, spelling or oral language activities.




spider

1 - 2 - 3 Learn Curriculum



grasshopper



ladybug




bee



cricket



bug



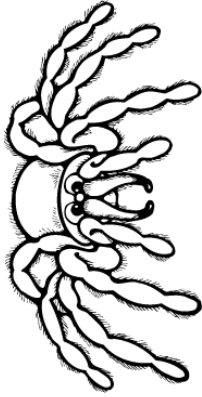
ant



dragonfly

Vocabulary Words and Picture Cards

Copy the vocabulary words onto white card stock. Color - Cut out the pictures on the black lines. Laminate for durability. Use for matching, writing, spelling or oral language activities.




spider


1 - 2 - 3 Learn Curriculum




grasshopper



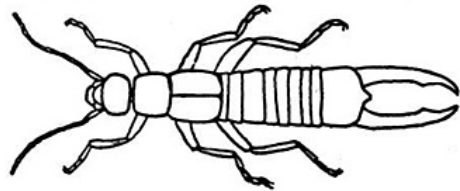
ladybug



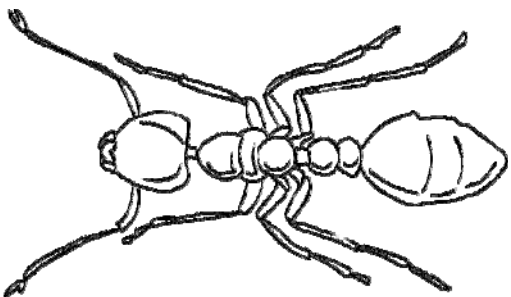
bee




cricket



bug



ant



dragonfly

I Like Bugs Book

Book comes in 2 formats

- Without dotted words
- With dotted words

Print first 2 sheets back to back. Fold in $\frac{1}{2}$.

Print up next 2 pages back to back and the last 2 pages back to back. Fold in $\frac{1}{2}$ and place inside the cover.

Please note: Use the book format that works best with each child. Older children can practice writing the words without the dots. 😊

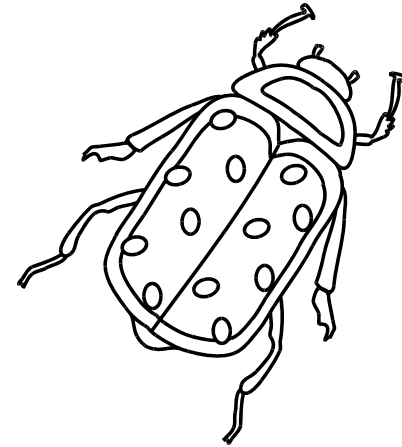
Staple if desired. You will need a longer stapler in order to do this. Can be purchased at Office max or other office supply store.

Practice writing the words

spider bug bee grasshopper

Handwriting practice lines consisting of four sets of horizontal lines. Each set includes a solid top line, a dashed middle line, and a solid bottom line. A red horizontal line is positioned between the second and third sets of lines.

I LIKE
BUGS



By

I like bugs



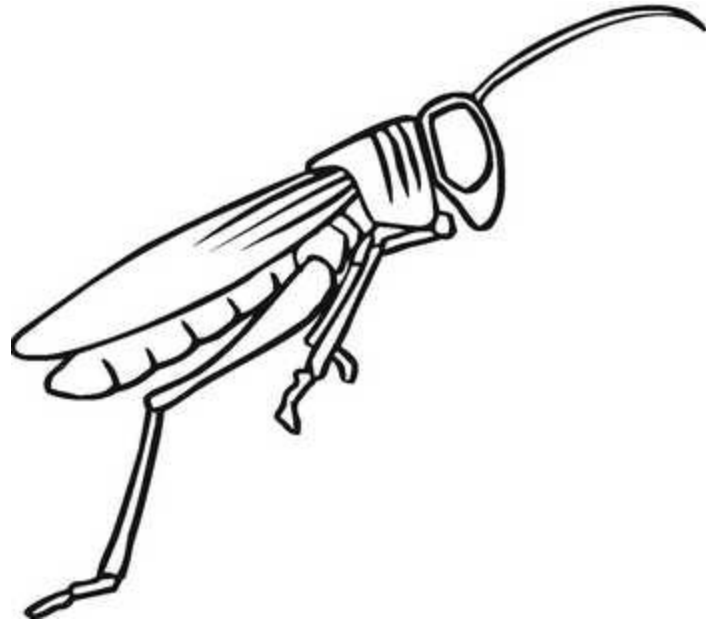
I like bugs



bugs

bugs

I like green bugs



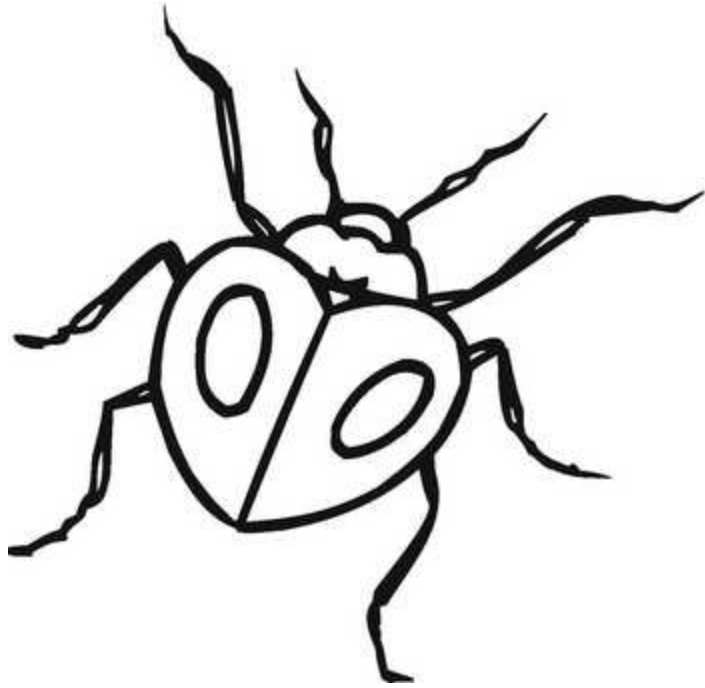
grasshopper

I like round bugs



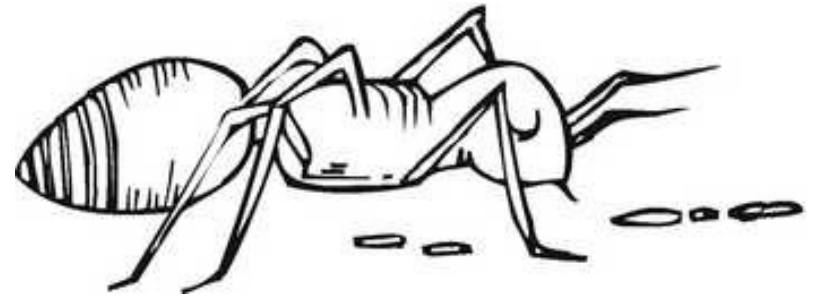
ladybug

I like flat bugs



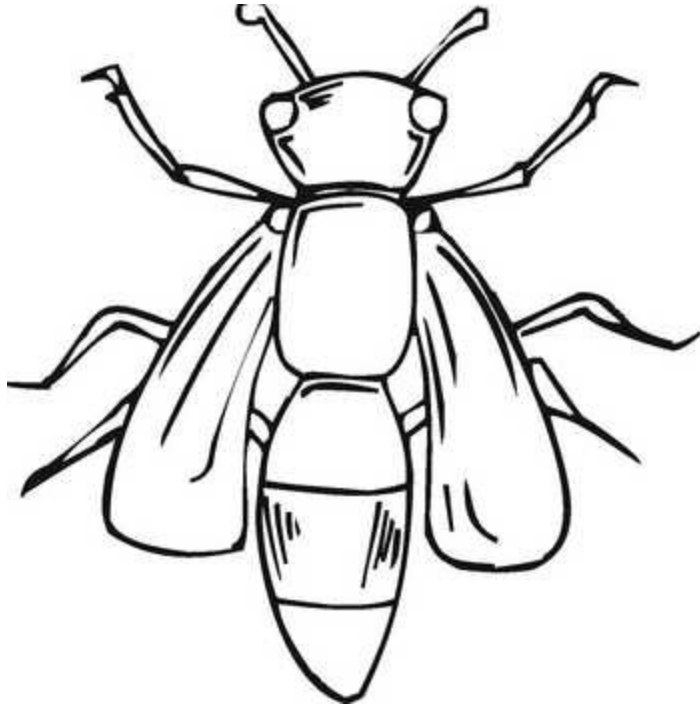
beetle

I like black bugs




ant

I like bugs that fly



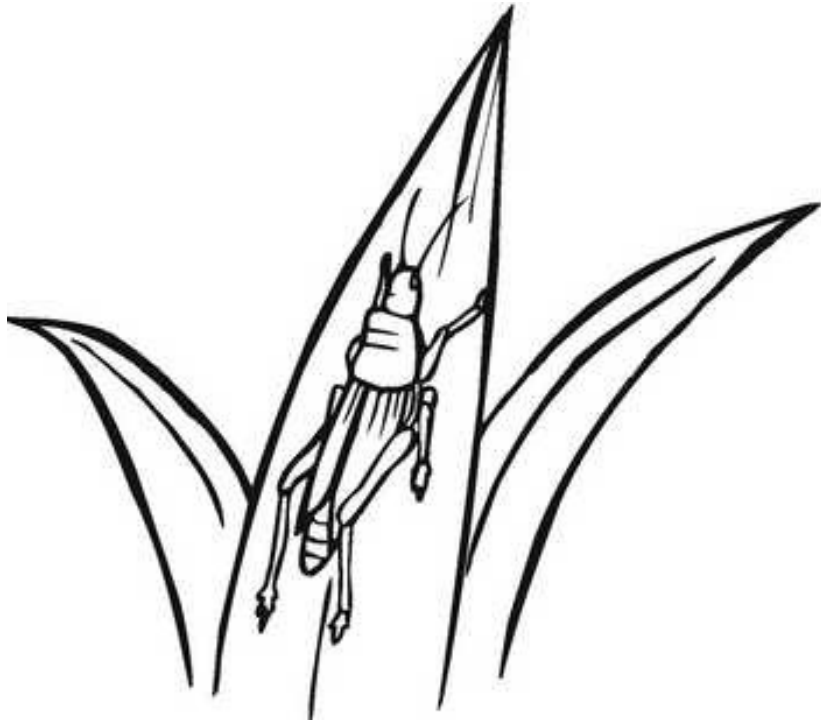
bee

I like a bug in a rug




rug

I like bugs in the grass



grass

I like bugs that crawl



spider

I Like Bugs Book
with printed word.
(For younger children)

Practice writing the words

spider bug bee grasshopper

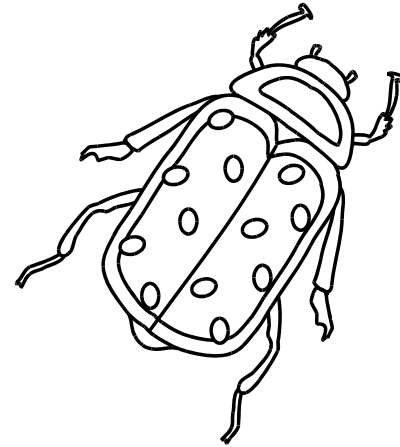
spider

bug

bee

grasshopper

I LIKE
BUGS



By

I like bugs



I like bugs



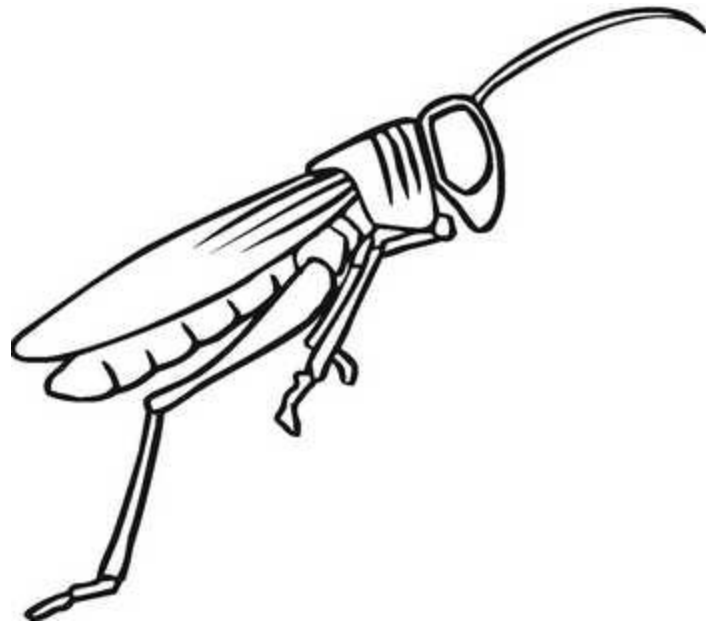
bugs

bugs

bugs

bugs

I like green bugs



grasshopper

grasshopper

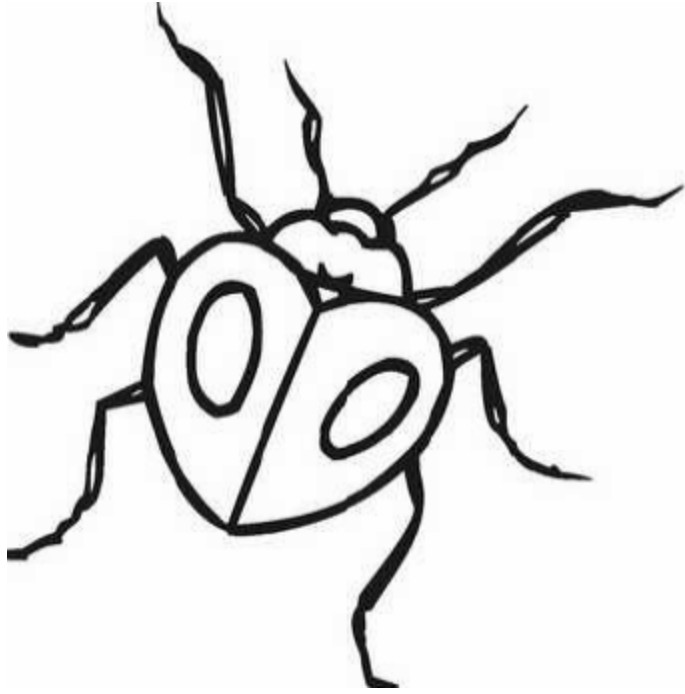
I like round bugs



ladybug

ladybug

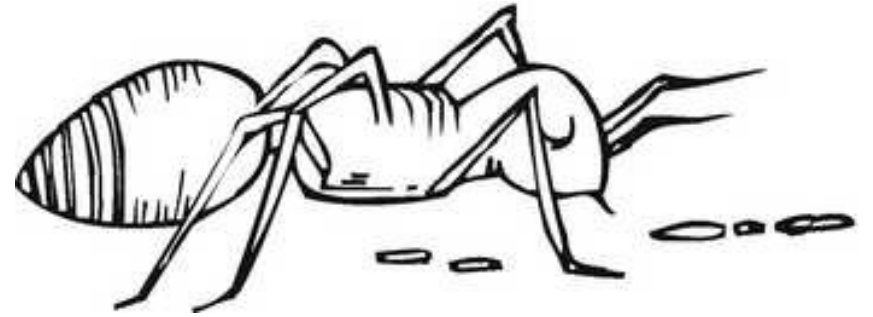
I like flat bugs



beetle

beetle

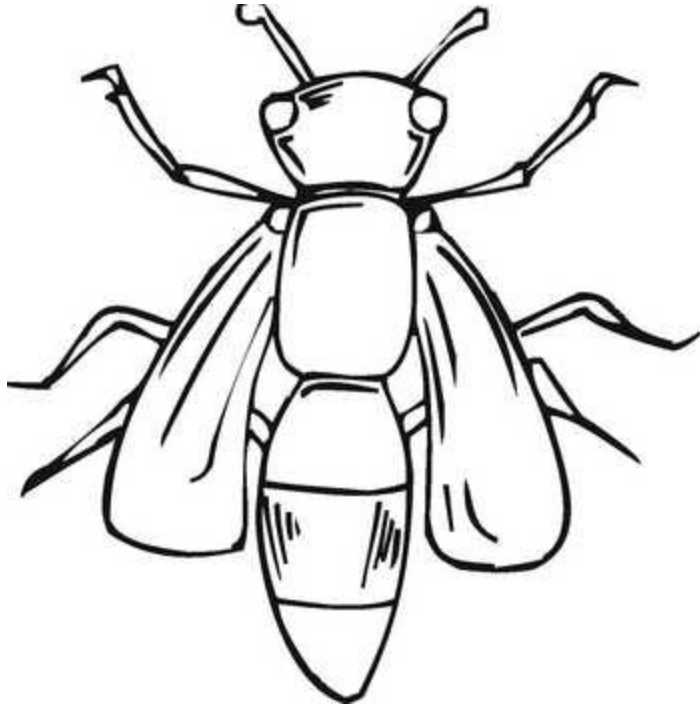
I like black bugs



ant

ant


I like bugs that fly



bee

bee

I like a bug in a rug



rug

rug


I like bugs in the grass



grass

grass

I like bugs that crawl



spider

spider