

Handprint Picture


Choose the color or b & w sheet.

Print up on white card stock. If using the b & w sheet, have child color.

Using an ink pad or paint - have the child place their hand on the sheet to the right, leaving a handprint.

Let it dry.


Take a piece of color construction paper and cut out a frame for the picture.



Dear Mommy,
This is my hand,
 So tiny and small.
For you to hang,
 Upon the wall.
So you can watch,
 As years go by.
How we grow –
 My hand and I.

Happy Mother's Day!
 Love
 Jasmine





Dear Mommy,
This is my hand,
 So tiny and small.
For you to hang,
 Upon the wall.
So you can watch,
 As years go by.
How we grow –
 My hand and I.

Happy Mother's Day!

Love



Dear Mommy,
This is my hand,
 So tiny and small.
For you to hang,
 Upon the wall.
So you can watch,
 As years go by.
How we grow –
 My hand and I.

Happy Mother's Day!

Love

Handprint Picture

Choose the color or B & W sheet.

Print up on white card stock. If using the B & W sheet, have the children color the flower border.

Using an ink pad or paint, have the child place their hand on the sheet to the right, leaving a handprint.

Let dry.

Take a piece of colored construction paper and cut out a frame for the picture.




Dear Mommy,

This is my hand,
So tiny and small.
For you to hang,
Upon the wall.
So you can watch,
As years go by.
How we grow –
My hand and I.
Happy Mother's Day!
Love




Jasmine



Dear Mommy,
This is my hand,
 So tiny and small.
For you to hang,
 Upon the wall.
So you can watch,
 As years go by.
How we grow –
 My hand and I .

Happy Mother's Day!
 Love



Dear Mommy,

This is my hand,
 So tiny and small.
For you to hang,
 Upon the wall.
So you can watch,
 As years go by.
How we grow –
 My hand and I.
Happy Mother's Day!
 Love