











## Love Chain

1. Color and cut out all strips
2. Glue one strip together. (end to end to form a circle). Thread another strip through the ring and glue it together, and so on.
3. If you want to make chain longer, add construction paper rings.




I LOVE YOU!





I LOVE YOU!



Mom

