



Fill in the Hearts Activity



By
123 Learn Curriculum

THANK YOU for downloading this product. I hope you enjoy it as much as I did creating it! I value your feedback, so please don't hesitate to contact me if you have any questions.

If you like this download, please let me know by leaving feedback for my online store. It helps not only me but other teachers that are looking for a good quality product.

Thank you again!

Jean JeanieB506@aol.com

Copyright © 2025 by Jean Lang - All rights reserved by author.

Purchase of this item or free download entitles the purchaser the right to product for personal and classroom use only. Posting this item in whole or in part on the Internet in any form is strictly prohibited and is a violation of the Digital Millennium Act (DMCA).

Please be fair and don't share!

CLICK TO CONNECT....



Hint on printing:

To save on ink - change your print quality on your printer to fast.

To do:

Click print - properties - change print quality from standard to fast.
This will give you a lower quality page but will save on ink.




DOCUMENT CREATED BY:
JEAN LANG
123 LEARN CURRICULUM

GRAPHICS USED:



Fill in the Hearts Activity



Supplies needed:

- White card stock
- Crayons
- Color heart stickers

Directions:

- Print up Fill in the hearts sheet onto white card stock.
- Have children color the hearts with crayons to match the hearts. Red crayon – red heart, etc.
- After children are done coloring have them place the matching color hearts inside each heart.



Additional ideas:

You can have children use paint daubers or paint to fill in the hearts.

Use foam hearts, punch out hearts from assorted color card stock.

To purchase stickers from Amazon – click on picture.



Shxstore Multi Colorful Heart Scrapbook Stickers



Fill in the Hearts

