
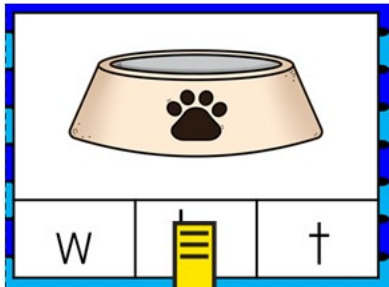
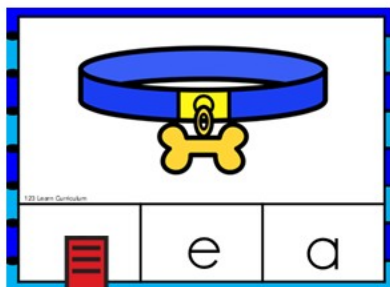


# Pets Beginning Sounds Clothespin Match

By  
123 Learn Curriculum



**THANK YOU** for downloading this product. I hope you enjoy it as much as I did creating it! I value your feedback, so please don't hesitate to contact me if you have any questions.

If you like this download, please let me know by leaving feedback for my online store. It helps not only me but other teachers that are looking for a good quality product.

Thank you again!

**Jean** [JeanieB506@aol.com](mailto:JeanieB506@aol.com)

Copyright © 2025 by Jean Lang - All rights reserved by author.

Purchase of this item or free download entitles the purchaser the right to product for personal and classroom use only. Posting this item in whole or in part on the Internet in any form is strictly prohibited and is a violation of the Digital Millennium Act (DMCA).

Please be fair and don't share!

CLICK TO CONNECT....



Hint on printing:

To save on ink - change your print quality on your printer to fast.

To do:

Click print - properties - change print quality from standard to fast.  
This will give you a lower quality page but will save on ink.

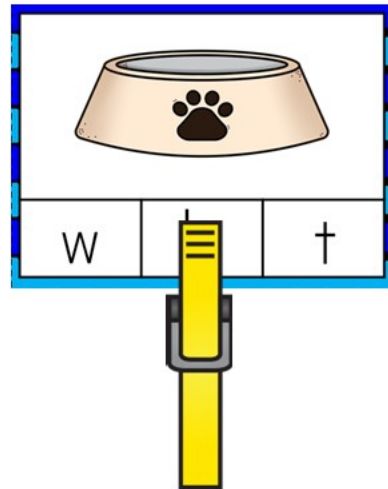
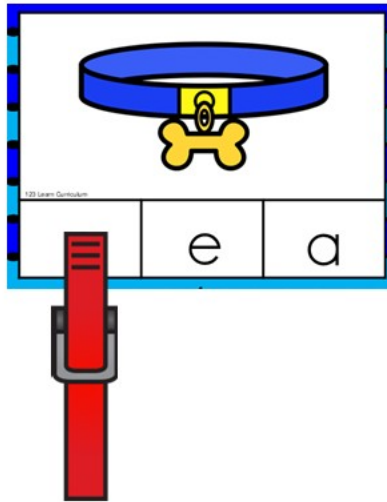
ABC

DOCUMENT CREATED BY:  
JEAN LANG  
123 LEARN CURRICULUM

GRAPHICS USED:



# Pets Beginning Sounds Clothespin Match




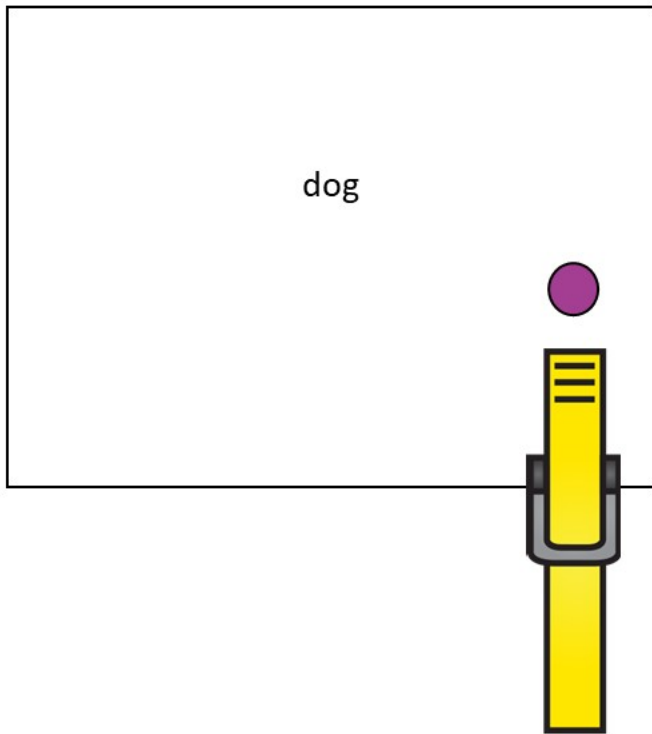
Supplies needed:

- White card stock
- Laminating sheets
- Scissors
- Clothes pins
- Small basket (optional)
- Tray (Optional)

Directions:

1. Print up sheets onto white card stock.
2. Laminate and trim.
3. Have children say the picture, sound it out and then place the clothespin on the correct letter the picture starts with.





Make activity a self check activity by placing a sticker behind the correct answer before laminating.

When children place the clothespin on their answer, they can turn it over and see if the sticker is directly above their answer.

If the sticker is above their clothespin than they have match the correct letter sound with the picture.



You can print pages back-to-back to have name of picture on the back of each card.

Sticker ideas. You can buy directly from Amazon.com or go onto Amazon and do a search for smile stickers.

To purchase from Amazon, click on the picture.


Check your local dollar store for clothes pins. The clothes pins below are from Amazon.com.

To purchase, click on picture.

Adwaita Sturdy Non-Slip Wide Open Plastic Clothespins for Air-Drying Clothes 1 Pack(6 Pink, 6 Yellow, 6 Navy, 6 Teal)

You can also go to Amazon.com and in the search put in clothes pins.





123 Learn Curriculum

c

e

a



w

b

t



h

r

c



d

e

f




cat

dog

collar

bowl




123 Learn Curriculum

m

e

t



w

b

t



h

s

c



d

e

h

shop

hamster

turtle

wheel



123 Learn Curriculum

p

y

q



a

v

d



r

h

c



b

w

s

bath

can

vet

parrot




123 Learn Curriculum

r

l

k



e

x

m



o

r

u



b

g

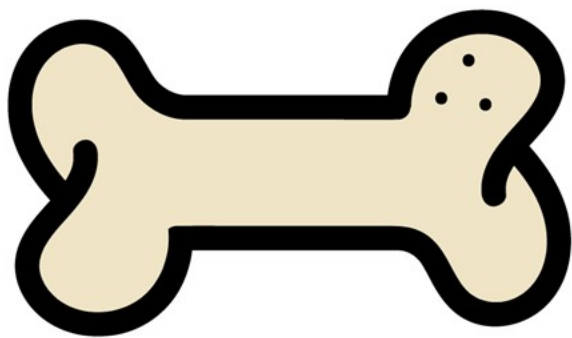
y

rabbit

bird

lizard

mouse



123 Learn Curriculum

b

u

r



c

k

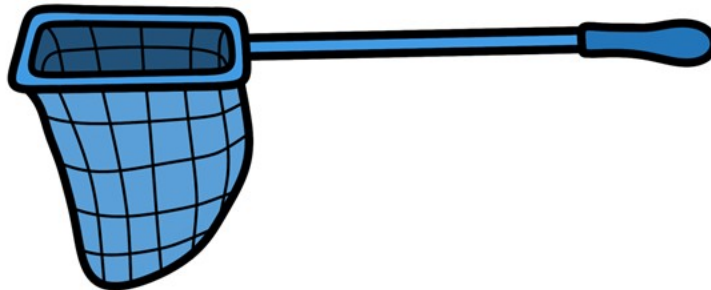
w



e

l

z



n

u

f



net

Litter box

walk

bone



123 Learn Curriculum

g

y

q



f

o

v



c

s

t



h

r

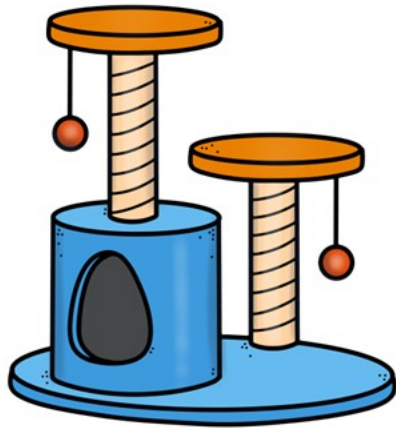
w

tank

house

yarn

food



123 Learn Curriculum

s

u


e



h

b

u



n

u

c



w

i

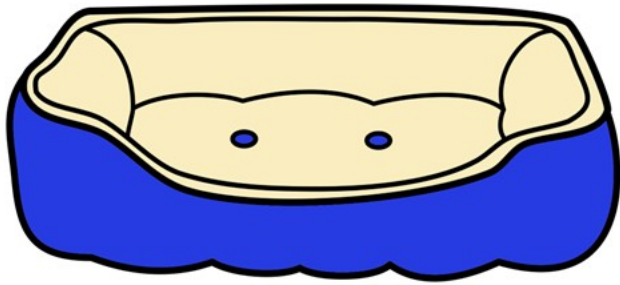
m

cage

water

Scratching pole

ball



123 Learn Curriculum

u

b


c



s

o

r



d

i

s



k

t

w

seeds

treats

bed

shampoo