


Pets Link Counting



By
123 Learn
Curriculum



THANK YOU for downloading this product. I hope you enjoy it as much as I did creating it! I value your feedback, so please don't hesitate to contact me if you have any questions.

If you like this download, please let me know by leaving feedback for my online store. It helps not only me but other teachers that are looking for a good quality product.

Thank you again!

Jean JeanieB506@aol.com

Copyright © 2025 by Jean Lang - All rights reserved by author.

Purchase of this item or free download entitles the purchaser the right to product for personal and classroom use only. Posting this item in whole or in part on the Internet in any form is strictly prohibited and is a violation of the Digital Millennium Act (DMCA).

Please be fair and don't share!

CLICK TO CONNECT....



Hint on printing:

To save on ink - change your print quality on your printer to fast.

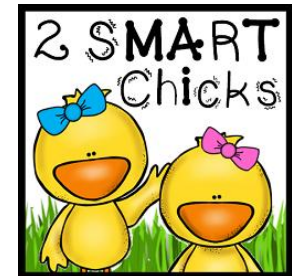
To do:

Click print - properties - change print quality from standard to fast.
This will give you a lower quality page but will save on ink.




DOCUMENT CREATED BY:
JEAN LANG
123 LEARN CURRICULUM

GRAPHICS USED:



Pets Link Counting



Supplies needed:

- White card stock
- Laminating sheets
- Scissors
- Pets Link Counting Template
- Link 'N' Learn Links
- Hole punch

Directions:

- Print up pets link counting sheets onto white card stock.
- Laminate each sheet before cutting out.
- Cut out each graphic.

- Take a hole punch and punch out a hole onto the bottom each card.
- Use as a math center activity. Place cards and links on a tray. Let children sit at the table and place the correct number of links on each picture.



To purchase hole punch and links from Amazon.com, click on picture.



Swingline 1 Hole Punch, 1/4"
Holes, Hole Puncher, 5 Sheet
Punch Capacity, Classic, Chrome



Learning Resources Link 'N'
Learn Links, Bucket of 500

