




Pets Name Templates



10 templates - Editable

2 name templates per sheet.
Type in child's name.



By

123 Learn Curriculum

THANK YOU for downloading this product. I hope you enjoy it as much as I did creating it! I value your feedback, so please don't hesitate to contact me if you have any questions. If you like this download, please let me know by leaving feedback for my online store. It helps not only me but other teachers that are looking for a good quality product.

Thank you again!

Jean JeanieB506@aol.com

Copyright © 2025 by Jean Lang - All rights reserved by author.

Purchase of this item or free download entitles the purchaser the right to product for personal and classroom use only. Posting this item in whole or in part on the Internet in any form is strictly prohibited and is a violation of the Digital Millennium Act (DMCA).

Please be fair and don't share!

CLICK TO CONNECT...



Hint on printing:

To save on ink - change your print quality on your printer to fast.

To do: Click print - properties - change print quality from standard to fast.

This will give you a lower quality page but will save on ink.



DOCUMENT CREATED BY:
JEAN LANG
123 LEARN CURRICULUM

GRAPHICS USED:



Supplies needed:

- White card stock
- Self laminating sheets

Directions:

- Type in child's name. 1 per rectangle. (In the blue rectangle. When printing, blue box will not print).
- Font in example is: ABC Print – Size 125

Fonts for Free:

Fonts Place

ABC Print Font

[ABC Print - Fontsplace](#)

You will have to download font and add to your computer.

Name Templates

Print up on white card stock. You can use for table labels. This helps the children recognize their own names and the names of their friends and gives them their own “special” place to sit during meal and art time.

Use as templates for having the children practice writing their names. Print the child’s name on a template and hang from the ceiling. Have the children’s name in different areas for them to recognize.




Pets Name Template



The following page has boxes that you can type directly onto and print. Just click on the blue boxes and type names and print.

Blue boxes will not show up when you print.


2nd option: print up and write names directly onto the sheet.
(Forms cannot be save, so make sure you have time to fill them out completely before you print up).





Pets






Pets












Pets





Pets







Pets



Pets





Pets



Pets





Pets



Pets







Pets



Pets



Pets



Pets

